

# RIGEL - 70W

LLIG2 Surface Mounted Clean Area Luminaire (595 x 595mm)



## Overview

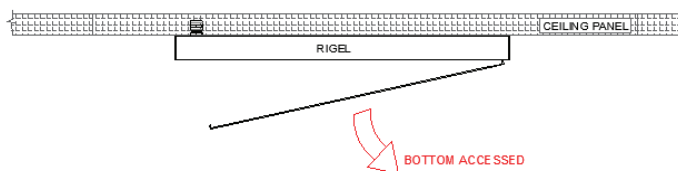
A Surface Mounted LED luminaire for installation on rigid clean area ceilings such as cold rooms, food processing areas, laboratories and cleanrooms. The removable front / bottom access panel allows access to the parts for maintenance without removing the fitting. The luminaire is IP65 rated and available in DALI, emergency and low / dual UV options.

## Installation

The fitting is fixed directly onto the rigid ceiling via 8NO. screws through the luminaire back plate.



## Rigel Surface Mounted



Electrical Data:	
Voltage (V)	220-240
Frequency (Hz)	50
Power (W)	70
Power Factor	0.95
Total Power (W)	76

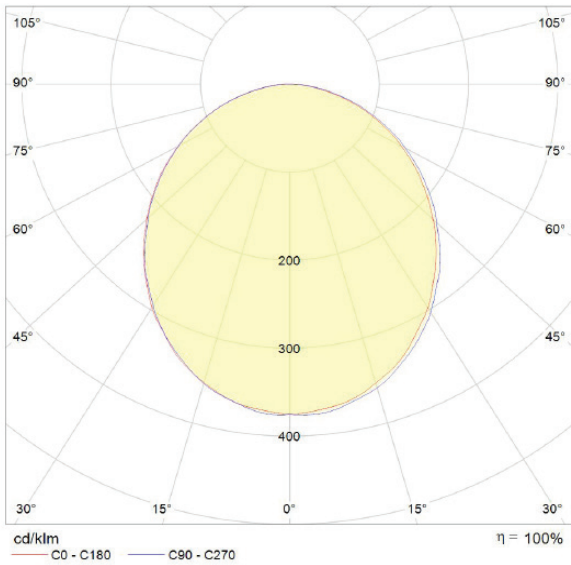
Dimensions:	
Length (mm)	595
Width (mm)	595
Height (mm)	45
Ope Dimension (mm)	N/A
Weight (kg)	6.5

Lighting Data:	
LED Type	Everlight
Luminous Flux	8400lm
CCT	4000K
CRI	>80
Efficacy	120lm/cw
Life Expectancy	>70,000hrs
Macadam Step	3


Body / Diffuser:	
Body Material	Sheet Steel
Body Finish	Powder coated Epoxy Paint
Body Colour	RAL 9010
Diffuser	3mm TP (a) Polycarbonate
Cable Tail Lead	3m PVC/PVC

Technical Data:	
IP Rating	IP65
Max T (a)	35
Walk-on Loading	N/A
Temp Range	-20°C to + 40°C
Gland position	Top/Rear

Options:	
DALI Dimmable	Yes, on request
Emergency	Yes, Integrated 4W LED strip
Self/Auto Test (Emer.)	Yes, on request
Diffuser Option	Toughened Glass option
Cable Tail Lead options	Yes, on request
Gland Position Options	Side entry options
Low UV / Amber	Yes, inc dual option



### LED Light Plate



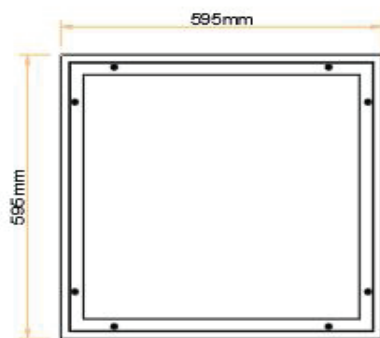
#### To Specify:

Surface Mounted, IP65, clean area LED Luminaire with steel body, SMD LEDs, Tridonic Driver and chemical resistant polycarbonate diffuser, suitable for installation on rigid ceilings in controlled environment and food processing area ceilings. The luminaire is 'Bottom Accessed' only and suitable for the highest grades of cleanroom.

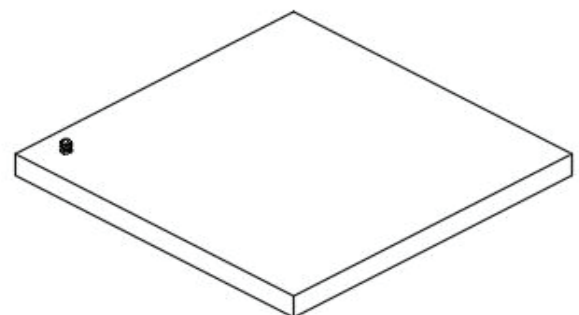
### Drawings



SIDE VIEW



BOTTOM PLAN VIEW



TOP VIEW ISOMETRIC